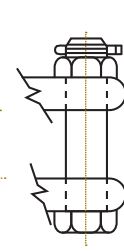
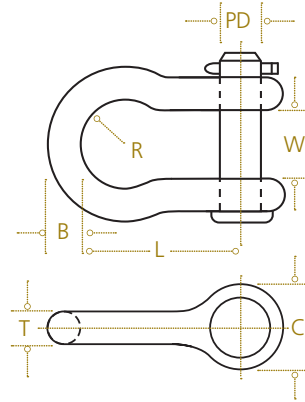


Hardware Fittings — Forged Steel

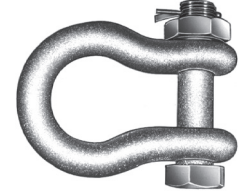
Anchor Shackle

Anchor shackles are used to attach hardware to the tower pad. Back to back anchor shackles are commonly used at the tower attachment point to orient the plane of the tower plate and the balance of the insulator hardware.

Material: Body – galvanized steel
Hardware – galvanized steel
Cotter Pin – stainless steel



* Type BNK



FORGED STEEL

AS

Product Data

Catalog Number	Ultimate Strength lb (kN)	Dimensions Inches (mm)							Approx Wt Each lb (kg)
		L	B	W	C	T	R	PD	
AS25	30,000 (133)	2 ³ / ₈ (60.3)	5 ⁸ / ₈ (15.9)	7 ⁸ / ₈ (22.2)	1 ³ / ₈ (34.9)	1 ² / ₂ (12.7)	1 ¹ / ₁₆ (17.56)	5 ⁸ / ₈ (15.9)	.74 (.34)
AS25BNK	30,000 (133)	2 ³ / ₈ (60.3)	5 ⁸ / ₈ (15.9)	7 ⁸ / ₈ (22.2)	1 ³ / ₈ (34.9)	1 ² / ₂ (12.7)	1 ¹ / ₁₆ (17.5)	5 ⁸ / ₈ (15.9)	.86 (.39)
AS25L	30,000 (133)	2 ²⁵ / ₃₂ (70.6)	5 ⁸ / ₈ (15.9)	7 ⁸ / ₈ (22.2)	1 ³ / ₈ (34.9)	1 ² / ₂ (12.7)	2 ¹ / ₃₂ (16.7)	5 ⁸ / ₈ (15.9)	1.00 (.45)
AS25LBNK	30,000 (133)	2 ²⁵ / ₃₂ (70.6)	5 ⁸ / ₈ (15.9)	7 ⁸ / ₈ (22.2)	1 ³ / ₈ (34.9)	1 ² / ₂ (12.7)	2 ¹ / ₃₂ (16.7)	5 ⁸ / ₈ (15.9)	1.12 (.51)
AS25WBNK	30,000 (133)	3 (76.2)	5 ⁸ / ₈ (15.9)	1 ³ / ₄ (44.5)	1 ¹¹ / ₁₆ (42.9)	5 ⁸ / ₈ (15.9)	1 (25.4)	5 ⁸ / ₈ (15.9)	1.65 (.75)
AS35	35,000 (156)	2 ²⁵ / ₃₂ (70.6)	1 ¹ / ₁₆ (17.5)	1 ¹ / ₁₆ (27)	1 ¹¹ / ₁₆ (42.9)	5 ⁸ / ₈ (15.9)	3 ⁴ / ₄ (19.1)	3 ⁴ / ₄ (19.1)	1.47 (.67)
AS35BNK	40,000 (178)	2 ²⁵ / ₃₂ (70.6)	1 ¹ / ₁₆ (17.5)	1 ¹ / ₁₆ (27)	1 ¹¹ / ₁₆ (42.9)	5 ⁸ / ₈ (15.9)	3 ⁴ / ₄ (19.1)	3 ⁴ / ₄ (19.1)	1.66 (.75)
AS50	50,000 (222)	3 ¹ / ₂ (88.9)	7 ⁸ / ₈ (22.2)	7 ⁸ / ₈ (22.2)	1 ⁷ / ₈ (47.6)	3 ⁴ / ₄ (19.1)	3 ⁴ / ₄ (19.1)	3 ⁴ / ₄ (19.1)	2.25 (1.02)
AS50BNK	60,000 (267)	3 ¹ / ₂ (88.9)	7 ⁸ / ₈ (22.2)	7 ⁸ / ₈ (22.2)	1 ⁷ / ₈ (47.6)	3 ⁴ / ₄ (19.1)	3 ⁴ / ₄ (19.1)	3 ⁴ / ₄ (19.1)	2.44 (1.11)
970303001	60,000 (267)	5 (127)	5 ⁸ / ₈ (15.9)	1 ¹ / ₈ (28.6)	1 ⁷ / ₈ (47.6)	3 ⁴ / ₄ (19.1)	9 ¹ / ₁₆ (14.3)	3 ⁴ / ₄ (19.1)	2.4 (1.10)
970303002 ⁽¹⁾	60,000 (267)	5 (127)	5 ⁸ / ₈ (15.9)	1 ¹ / ₈ (28.6)	1 ⁷ / ₈ (47.6)	3 ⁴ / ₄ (19.1)	9 ¹ / ₁₆ (14.3)	3 ⁴ / ₄ (19.1)	2.5 (1.13)
AS50W	50,000 (222)	3 ¹ / ₂ (88.9)	7 ⁸ / ₈ (22.2)	1 ¹ / ₄ (31.8)	1 ¹⁵ / ₁₆ (49.2)	3 ⁴ / ₄ (19.1)	1 (25.4)	7 ⁸ / ₈ (22.2)	2.25 (1.02)
AS50WBNK	60,000 (267)	3 ¹ / ₂ (88.9)	7 ⁸ / ₈ (22.2)	1 ¹ / ₄ (31.8)	1 ¹⁵ / ₁₆ (49.2)	3 ⁴ / ₄ (19.1)	1 (25.4)	7 ⁸ / ₈ (22.2)	2.75 (1.25)
AS50WLBNK	60,000 (267)	5 (127)	3 ⁴ / ₄ (19.1)	1.31 (33.3)	1.87 (47.5)	3 ⁴ / ₄ (19.1)	1 (25.4)	7 ⁸ / ₈ (22.2)	3.0 (1.36)
AS60BNK	80,000 (356)	3 ³ / ₄ (95.3)	7 ⁸ / ₈ (22.2)	1 ⁷ / ₁₆ (36.5)	2 ¹ / ₈ (54)	7 ⁸ / ₈ (22.2)	1 ¹ / ₈ (28.6)	1 (25.4)	4.31 (1.96)
AS60875BNK	80,000 (356)	3 ³ / ₄ (95.3)	7 ⁸ / ₈ (22.2)	1 ⁷ / ₁₆ (36.5)	2 ¹ / ₈ (54)	7 ⁸ / ₈ (22.2)	1 ¹ / ₈ (28.6)	7 ⁸ / ₈ (22.2)	4.10 (1.86)
974153001 ⁽¹⁾	120,000 (534)	6 (152.4)	1 (25.4)	1 ¹ / ₂ (38.1)	2 ³ / ₈ (60.3)	1 (25.4)	1 ¹ / ₁₆ (27)	1 ¹ / ₈ (28.6)	6.20 (2.81)